

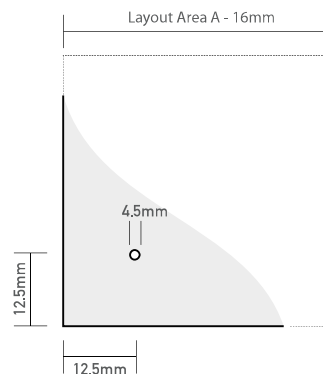
Technical Information on Graphics for CLIC Exhibition Panels

[A] Net print dimensions (layout area)

The net print dimensions are 16 mm less than the axis grid of your CLIC exhibition system:

- CLIC & CLIC ROUND (inner radius) A 600 x A 600 gives a layout area of 584 x 584 mm
- CLIC & CLIC ROUND (inner radius) A 600 x A 300 gives a layout area of 584 x 284 mm
- CLIC ROUND (outer radius) A 680 x A 600 gives a layout area of W 664 x H 584 mm
- CLIC ROUND (outer radius) A 680 x A 300 gives a layout area of W 664 x H 284 mm

Please note that there are four 4.5 mm diameter holes in each panel as shown. Please do not place any important graphical or typographical content at these points.



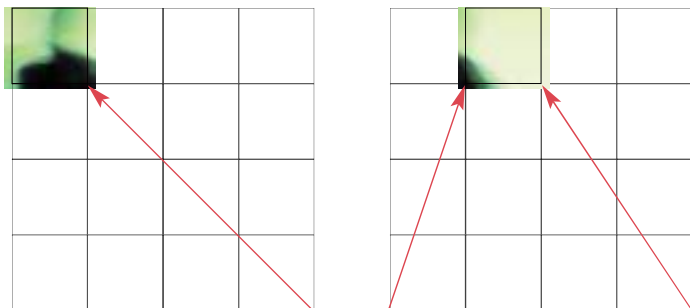
[B] Printing independent graphics on individual panels

Select the relevant panel types from the list above and refer to your project-specific graphics overview from German Shows. Design your artwork with a minimum resolution of 72 dpi at output size and follow the other design instructions of your graphics overview. If you use bled motifs, allow at least 3 to 10 mm trim.



[C] Printing multi-panel graphics

Prepare a grid in your graphics programme incorporating all panels and allowing a 16 mm gap between all panels (horizontally and vertically).




Ensure that the individual graphics feature the 16 mm gap so that the eye can merge the individual images to form an overall picture.

Correct



Incorrect



Example Images

